




Roundup CT Farming

Planting without Ploughing




- *Increases yields*
- *Saves money*
- *Saves time*
- *Protects your soil*
- *Easy to do*



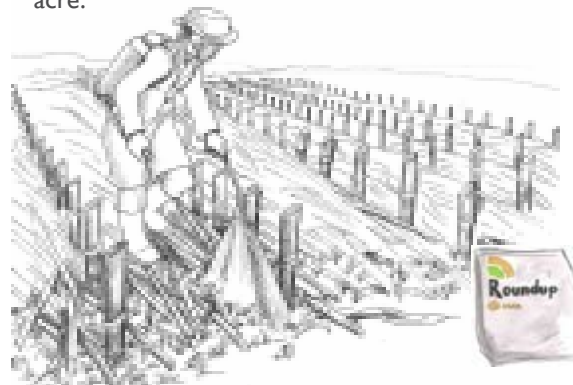
ROUNDUP CT FARMING

Planting without Ploughing

1. Harvest and dry your previous maize crop thoroughly, apply pest control chemical and then store in a cool dry place.
2. Cut the maize stalks to one foot above the ground then place the stalk on the ground to cover the soil (Mulch).



3. After the first good rains, wait for the weeds to start actively growing and then spray Roundup at the rate of 400mls/20L knapsack to cover 1/4 acre.

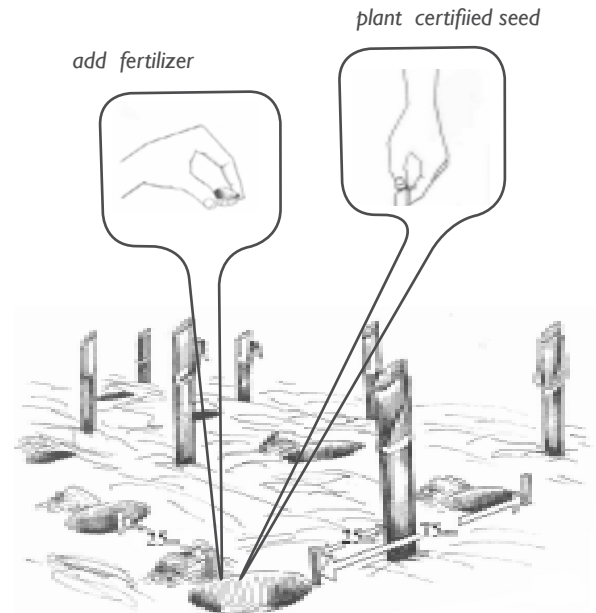


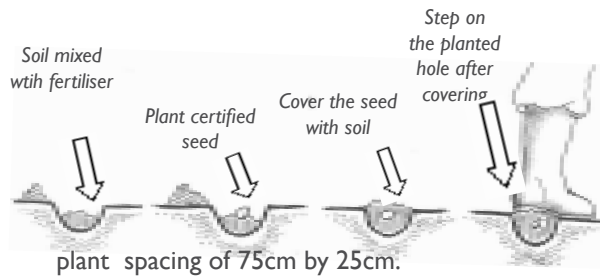
NB: Use low volume nozzels to spray Roundup.

4. The weeds will die 6-14 days after spraying the field with Roundup. Dig planting holes 25cm away from the cut stalks of the previous harvest. Use a



5. In each planting hole put a bottle top full of fertiliser, mix with soil, plant one certified maize hybrid seed and then cover with soil. Step on the planted hole to make sure the seed is firmly placed as shown in diagrams below.






- Immediately after planting spray Guardian Max at the rate of 200ml/ 20L knapsack for 1/4 acre directly on moist soil.
NB: If you are planting beans with your maize DO NOT use Guardian Max.
- When the maize is knee high apply top dress fertilizer (e.g CAN 26%N or UREA)



- If weeds emerge never allow them to flower or seed. Hand weed by pulling them out.



- Control pests and diseases in the field as recommended.
- You can now wait for the maize to grow and harvest. **It is that simple !!**

BENEFITS OF CT (CONSERVATION TILLAGE)

1. Increases yield.

CT increases maize yields because it improves the soil quality and keeps moisture in the soil.

2. Saves money.

CT will save money because you will need less labour for land preparation and weeding.

3. Saves time.

CT takes much less time for land preparation and weeding.

4. Less labour.

Fewer people are required for land preparation and weeding. This makes the farm easier to manage.

5. Easy to do.

It is easier to prepare land and control weeds by spraying Roundup than by digging.

6. Improves soil quality.

Crop residue (mulch) on the soil improves soil fertility and structure.

7. Reduces soil erosion.

By not ploughing, and by covering the ground with maize stalks (mulch), your soil is protected from soil erosion.

8. Retains moisture in the soil

CT retains water in the soil because the mulch covering the soil prevents loss of water.

9. Environmentally friendly.

CT improves the environment because it reduces soil erosion, improves water quality in the rivers, and reduces the release of carbon dioxide into the atmosphere which can cause global warming.

10. Allows you to farm more land.

CT saves you time and money allowing you to farm a bigger area if the land is available.

SPRAYING GUIDE

Water vol.	Roundup	Guardian Max	Area
15L	300ml	375ml	1/5 acre
20L	400ml	500ml	1/4acre

SIMPLE STEPS TO ROUNDUP FARMING

Cut Stalks

lay them on the ground (mulch)



Spray Roundup

on actively growing weeds at
400mls in 20L Knapsack for 1/4 acre



Plant one certified seed
in each hole with fertiliser

(75cm by 25cm)



Spray Guardian Max

directly on moist soil after planting at
200mls in 20L knapsack for 1/4 acre



Top dress

with fertiliser



Control pests and diseases

as they occur



Harvest your Maize

Monsanto Kenya Ltd.
TUSKYS HEADOFFICE COMPLEX
P.O. BOX 47686 NAIROBI 00100
TEL; 020 2060922/44, CELL; 722 205 294/ 529
FAX; 254 20 823 086
www.monsantoafrica.com

